

Soundproof Window Treatments STORM DOOR MEASUREMENT FORM

Storm Door # _____

Storm Door Location _____

The Color You Want:

- ☐ Matte Anodized Silver
☐ White
☐ Beige
☐ Black
☐ Almond
☐ Other _____
- ☐ Bronze (dark brown)
☐ Dark Bronze Anodized

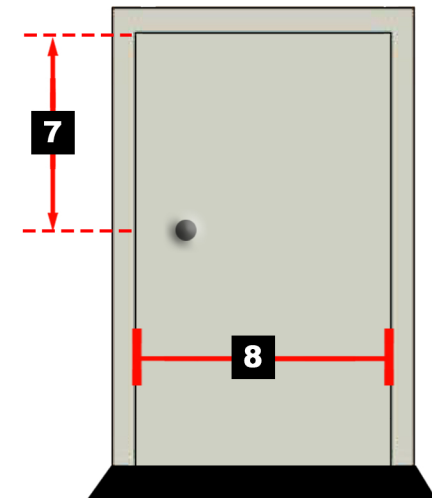
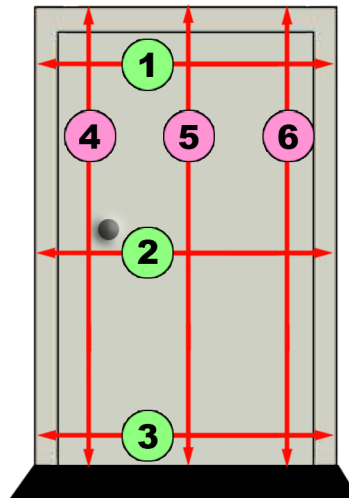
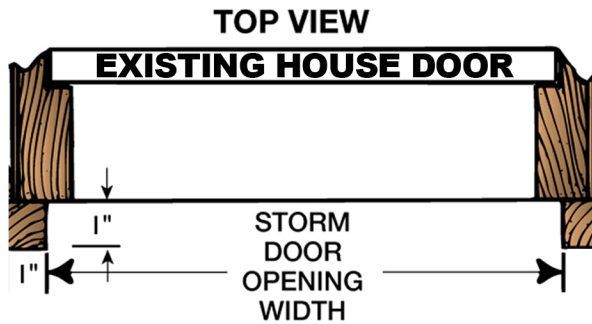
866-547-5376
 www.EZsoundproof.com
 Energy123@comcast.net

Name: _____

Address _____

Phone (day): _____ (evening): _____

Email: _____



- 1** Measure full width of entire opening, side to side
2 Measure full height of entire opening, top to bottom

Width **1** _____
2 _____
3 _____

Height **4** _____
5 _____
6 _____

- 7** Height of current door knob on existing entryway door. Measure from top of current primary door to center of existing door knob _____

- 8** Storm door hinged on left or right as viewed from exterior ☐ **Left** ☐ **Right**