

# Soundproof Window Treatments STORM DOOR MEASUREMENT FORM

Storm Door # \_\_\_\_\_

Storm Door Location \_\_\_\_\_

**The Color You Want:**

- Matte Anodized Silver
- White
- Beige
- Black
- Almond
- Other \_\_\_\_\_
- Bronze (dark brown)
- Dark Bronze Anodized

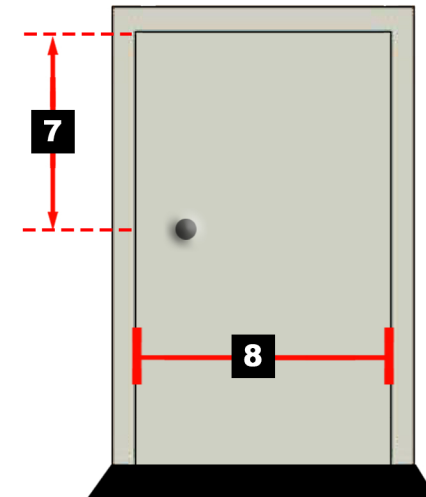
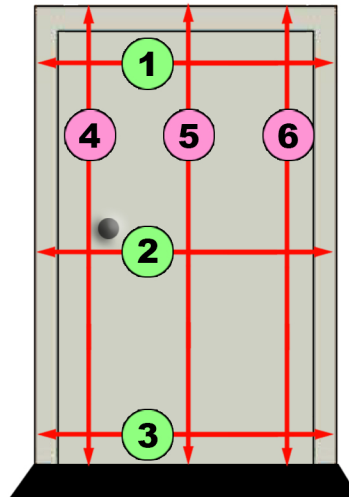
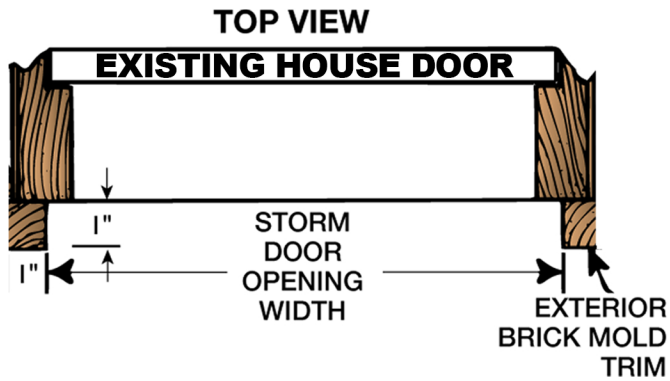
866-547-5376  
 www.EZsoundproof.com  
 Energy123@comcast.net

Name: \_\_\_\_\_

Address \_\_\_\_\_

Phone (day): \_\_\_\_\_ (evening): \_\_\_\_\_

Email: \_\_\_\_\_



- 1** Measure full width of entire opening, side to side
- 2** Measure full height of entire opening, top to bottom

Width	<b>1</b> _____	Height	<b>4</b> _____
	<b>2</b> _____		<b>5</b> _____
	<b>3</b> _____		<b>6</b> _____

**7** Height of current door knob on existing entryway door. Measure from top of current primary door to center of existing door knob \_\_\_\_\_

**8** Storm door hinged on left or right as viewed from exterior  **Left**  **Right**